

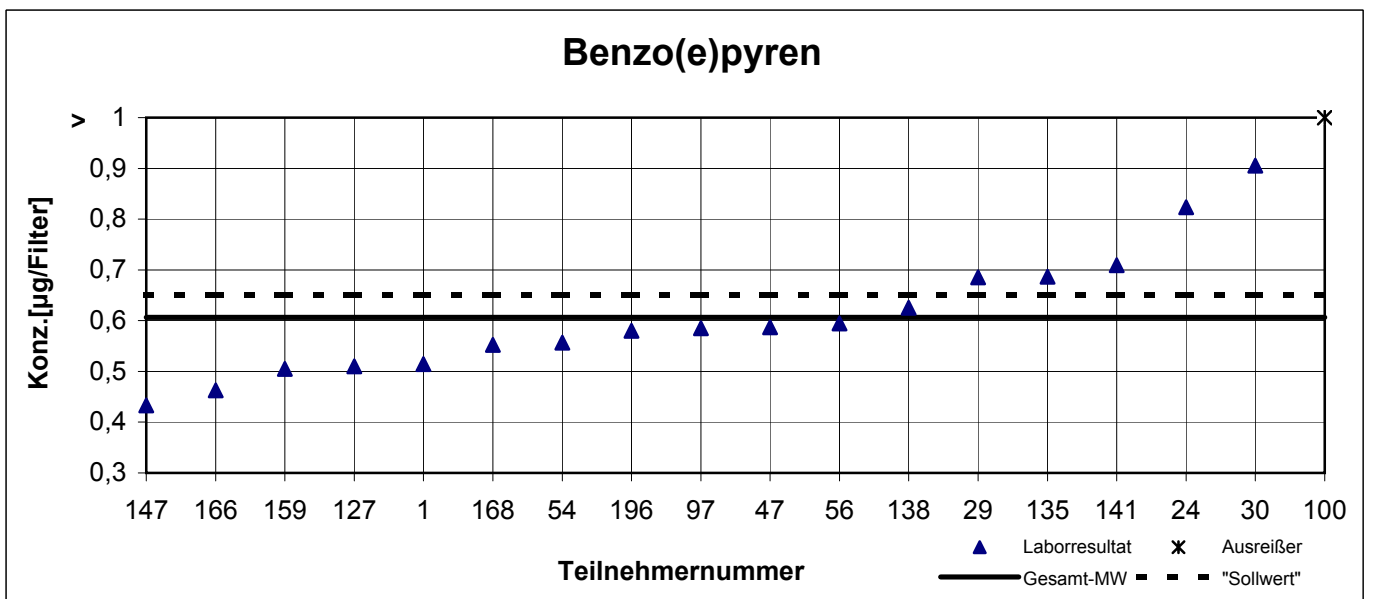
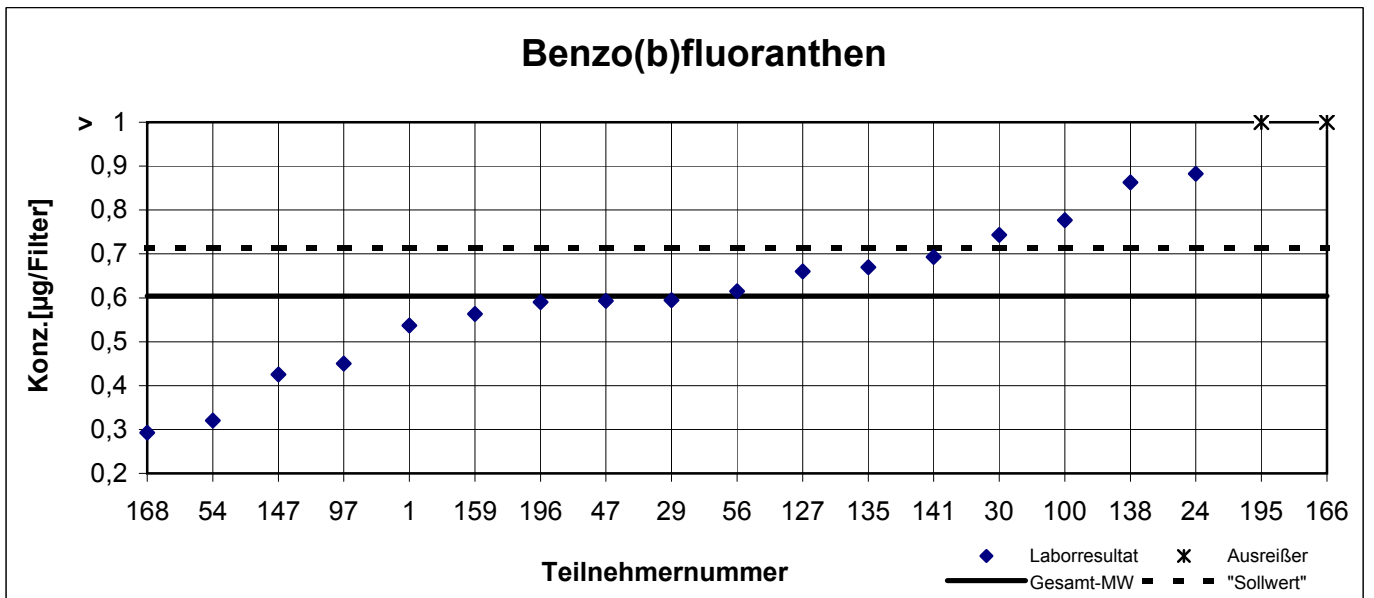
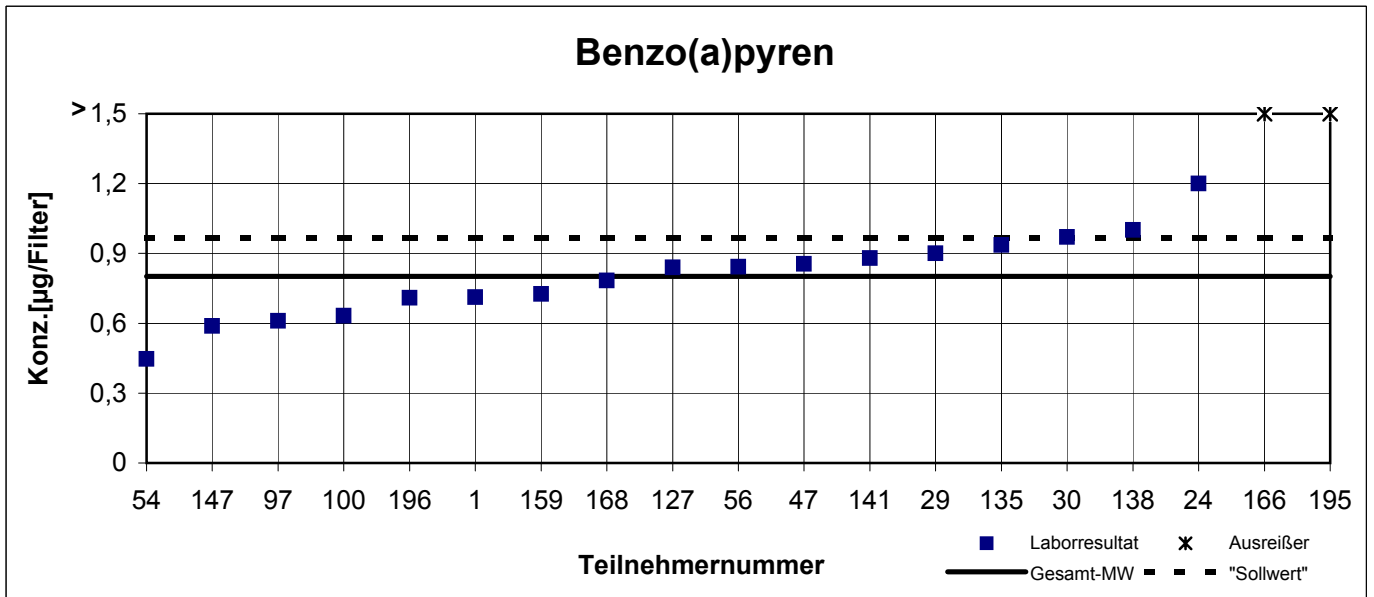
Gesamtauswertung Filter 1

| Teilnehmer-nr. | Benzo[a]pyren | | Benzo[b]fluoranthen | | Benzo[e]pyren | | Benzo[ghi]perylene | | Indeno[1,2,3-cd]pyren | |
|----------------|--------------------|------------|---------------------|------------|--------------------|------------|--------------------|------------|-----------------------|------------|
| | Labor- resultat | z - score | Labor- resultat | z - score | Labor- resultat | z - score | Labor- resultat | z - score | Labor- resultat | z - score |
| 1 | 0,712 | 0,6 | 0,537 | 0,6 | 0,514 | 0,8 | 0,437 | 1,0 | 0,620 | 0,6 |
| 20 | k.A. | k.A. | k.A. | k.A. | k.A. | k.A. | k.A. | k.A. | k.A. | k.A. |
| 24 | 1,201 | 2,5 | 0,882 | 2,3 | 0,823 | 1,8 | 0,735 | 1,7 | 1,007 | 2,1 |
| 29 | 0,901 | 0,6 | 0,594 | 0,1 | 0,685 | 0,6 | 0,641 | 0,9 | 0,765 | 0,4 |
| 30 | 0,971 | 1,1 | 0,743 | 1,2 | 0,906 | 2,5 | 0,704 | 1,4 | 0,779 | 0,5 |
| 43 | k.A. | k.A. | k.A. | k.A. | k.A. | k.A. | k.A. | k.A. | k.A. | k.A. |
| 47 | 0,855 | 0,3 | 0,593 | 0,1 | 0,587 | 0,2 | 0,491 | 0,5 | 0,711 | 0,0 |
| 54 | 0,447 | 2,2 | 0,320 | 2,4 | 0,557 | 0,4 | 0,343 | 1,9 | 0,430 | 2,0 |
| 56 | 0,842 | 0,3 | 0,615 | 0,1 | 0,594 | 0,1 | 0,520 | 0,2 | 0,673 | 0,3 |
| 97 | 0,610 | 1,2 | 0,450 | 1,3 | 0,585 | 0,2 | 0,425 | 1,1 | 0,475 | 1,7 |
| 100 | 0,633 | 1,1 | 0,777 | 1,4 | 1,255 | 5,3 | 0,595 | 0,4 | 0,566 | 1,0 |
| 127 | 0,840 | 0,2 | 0,660 | 0,5 | 0,510 | 0,8 | 0,700 | 1,4 | 0,830 | 0,8 |
| 135 | 0,937 | 0,8 | 0,670 | 0,5 | 0,687 | 0,7 | 0,630 | 0,8 | 0,740 | 0,2 |
| 138 | 1,000 | 1,2 | 0,863 | 2,1 | 0,626 | 0,2 | 0,662 | 1,1 | 1,088 | 2,7 |
| 141 | 0,880 | 0,5 | 0,693 | 0,7 | 0,709 | 0,8 | 0,660 | 1,0 | 0,770 | 0,4 |
| 142 | k.A. | k.A. | k.A. | k.A. | k.A. | k.A. | k.A. | k.A. | k.A. | k.A. |
| 147 | 0,589 | 1,3 | 0,426 | 1,5 | 0,433 | 1,4 | 0,343 | 1,9 | 0,457 | 1,8 |
| 157 | k.A. | k.A. | k.A. | k.A. | k.A. | k.A. | k.A. | k.A. | k.A. | k.A. |
| 159 | 0,726 | 0,5 | 0,563 | 0,3 | 0,505 | 0,8 | 0,550 | 0,0 | 0,657 | 0,4 |
| 166 | 1,605 | 5,0 | 1,196 | 4,9 | 0,463 | 1,2 | 0,958 | 3,8 | 0,966 | 1,8 |
| 168 | 0,783 | 0,1 | 0,293 | 2,6 | 0,552 | 0,5 | 0,330 | 2,0 | 0,343 | 2,6 |
| 195 | 1,660 | 5,3 | 1,120 | 4,3 | k.A. | k.A. | 1,210 | 6,1 | 0,880 | 1,2 |
| 196 | 0,710 | 0,6 | 0,590 | 0,1 | 0,580 | 0,2 | 0,530 | 0,2 | 0,750 | 0,3 |

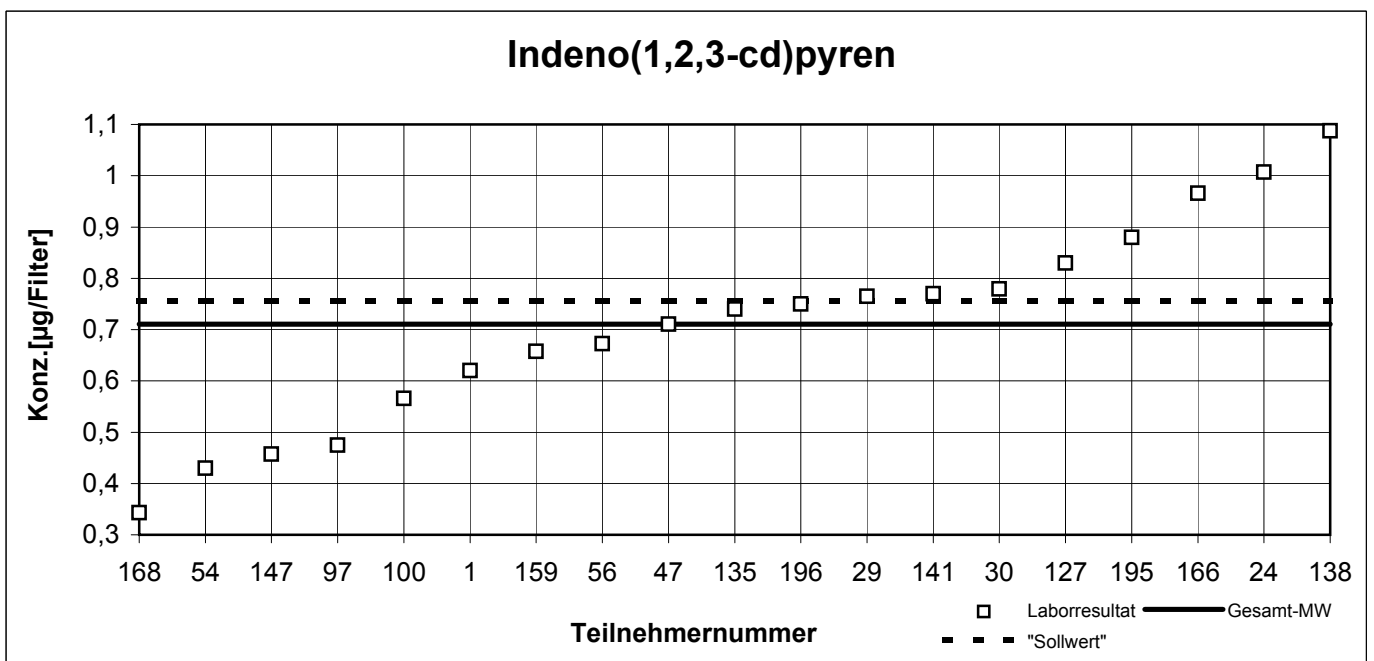
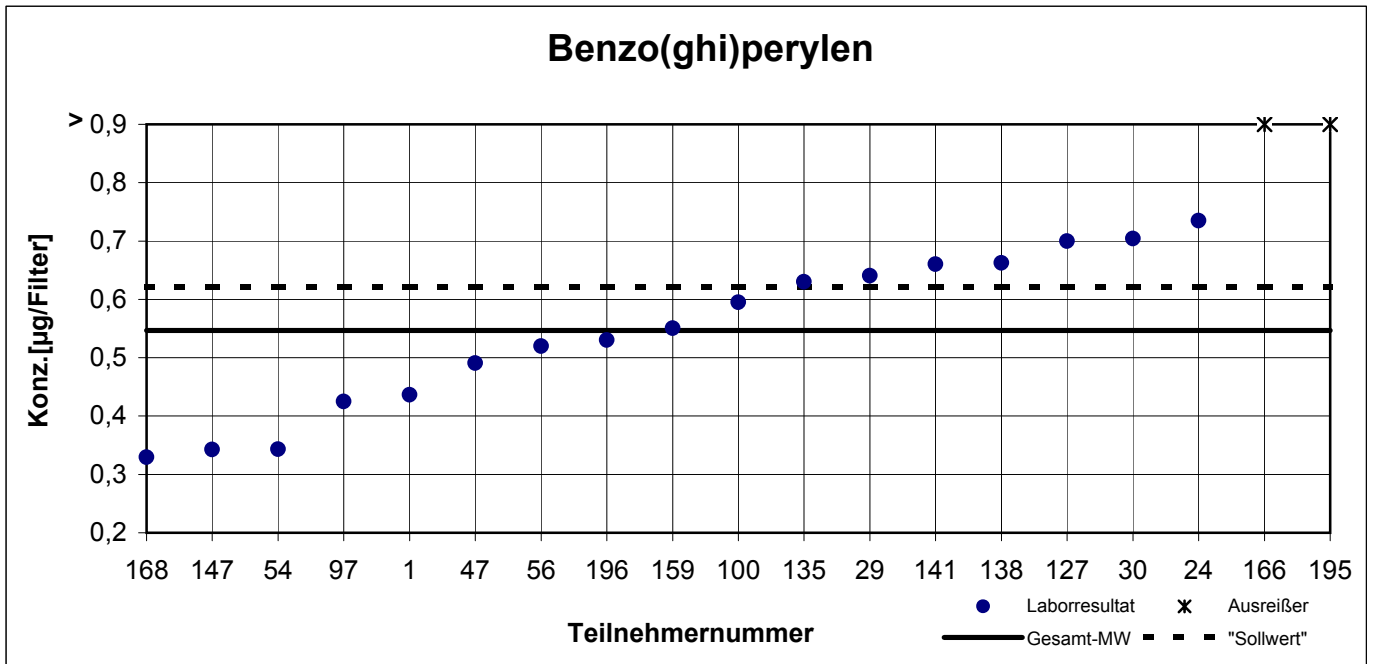
Die mit gekennzeichneten Felder sind Ausreißer!

| | Benzo[a]- pyren | Benzo[b]- fluoranthen | Benzo[e]- pyren | Benzo[ghi]- perylene | Indeno[1,2,3- cd]pyren |
|--|--------------------|--------------------------|--------------------|-------------------------|---------------------------|
| Gesamtmittelwert c_k [µg / Probe] | 0,802 | 0,604 | 0,607 | 0,547 | 0,711 |
| Standardabweichung S_k [µg / Probe] | 0,1813 | 0,1675 | 0,1239 | 0,1344 | 0,1998 |
| rel. Standardabweichung [%] | 22,61 | 27,73 | 20,43 | 24,58 | 28,11 |

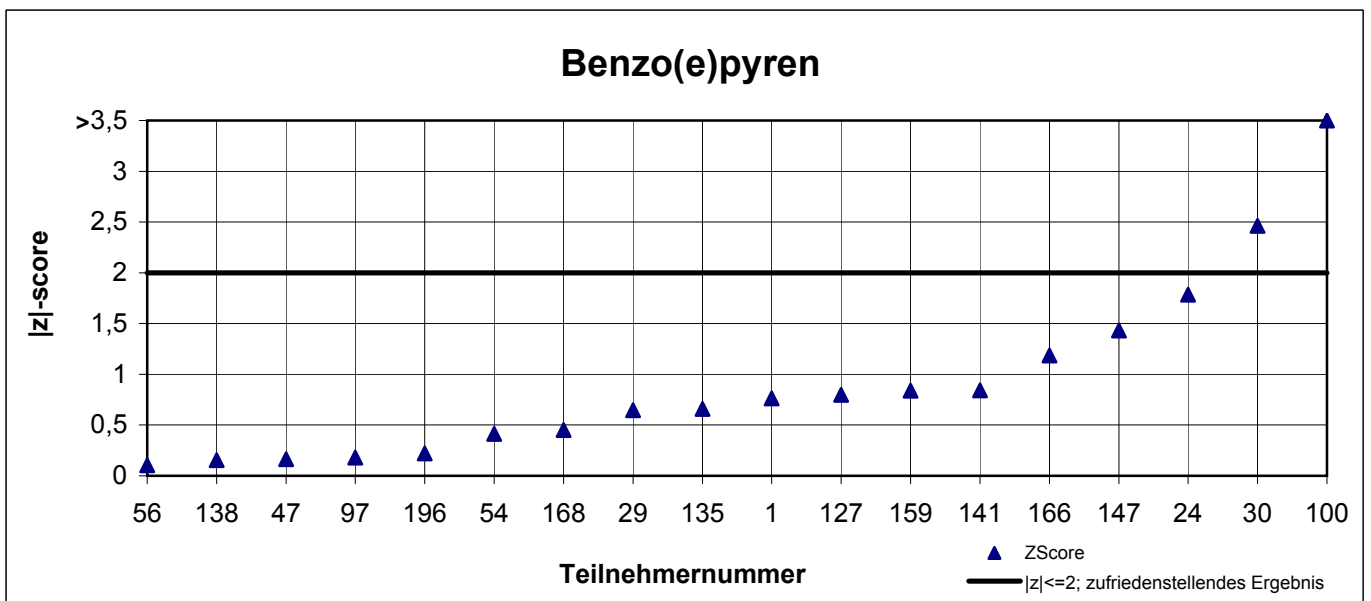
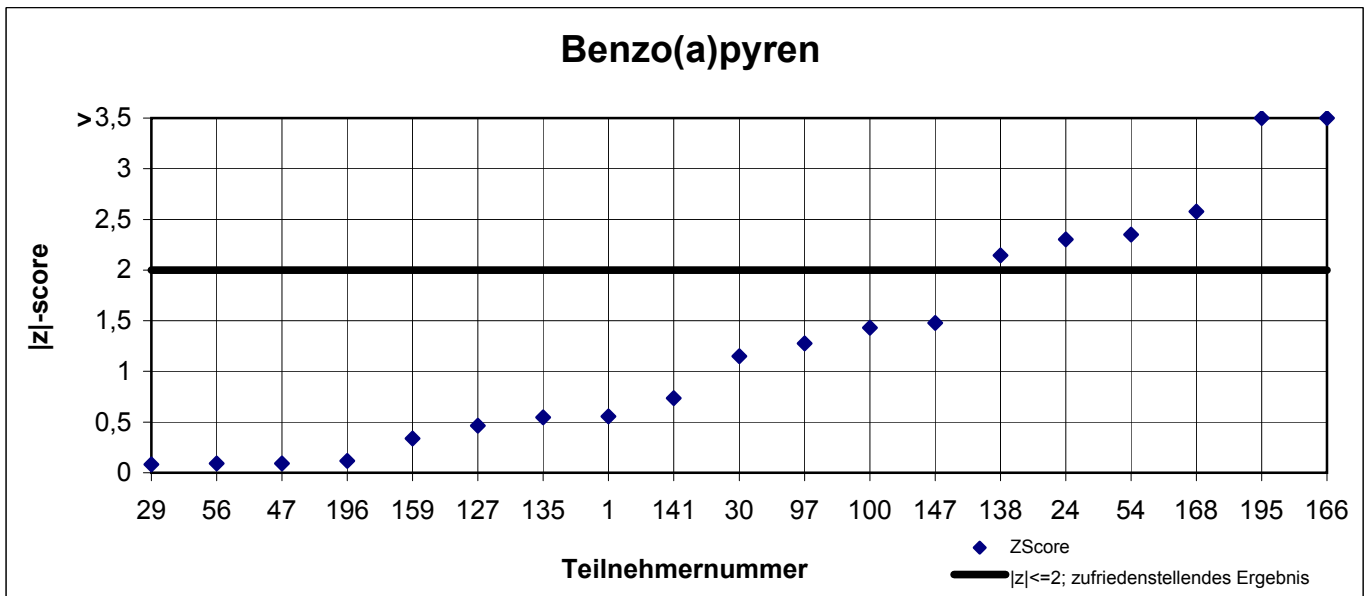
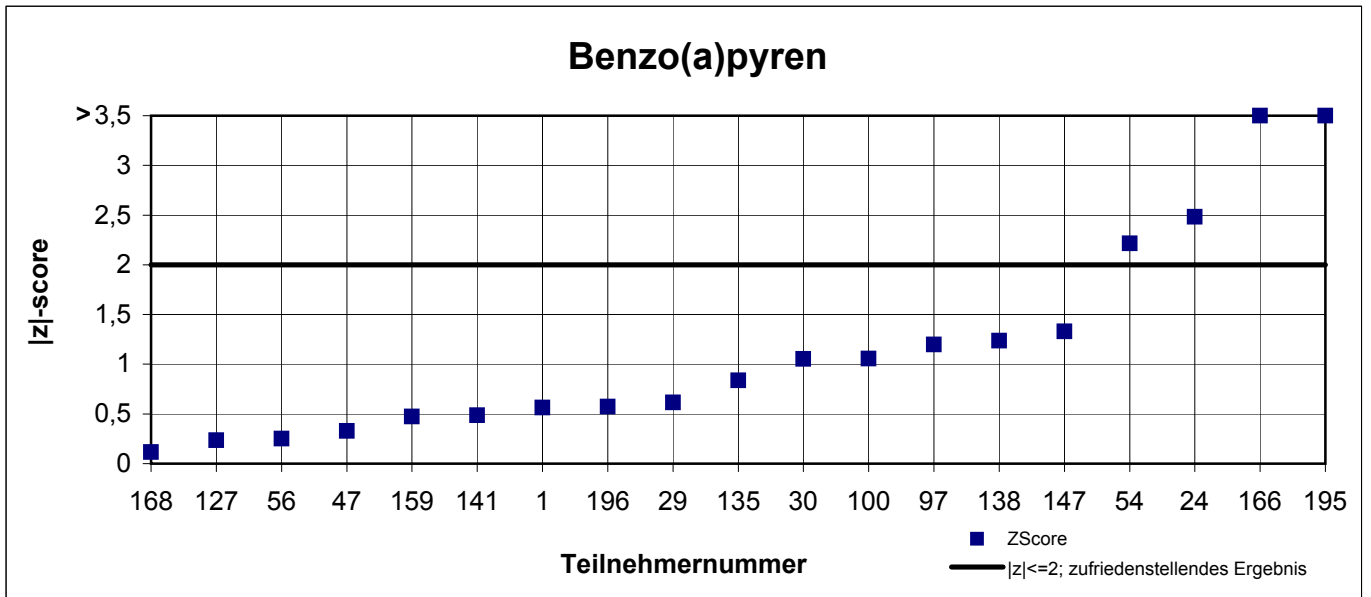
Laborresultate Filter 1



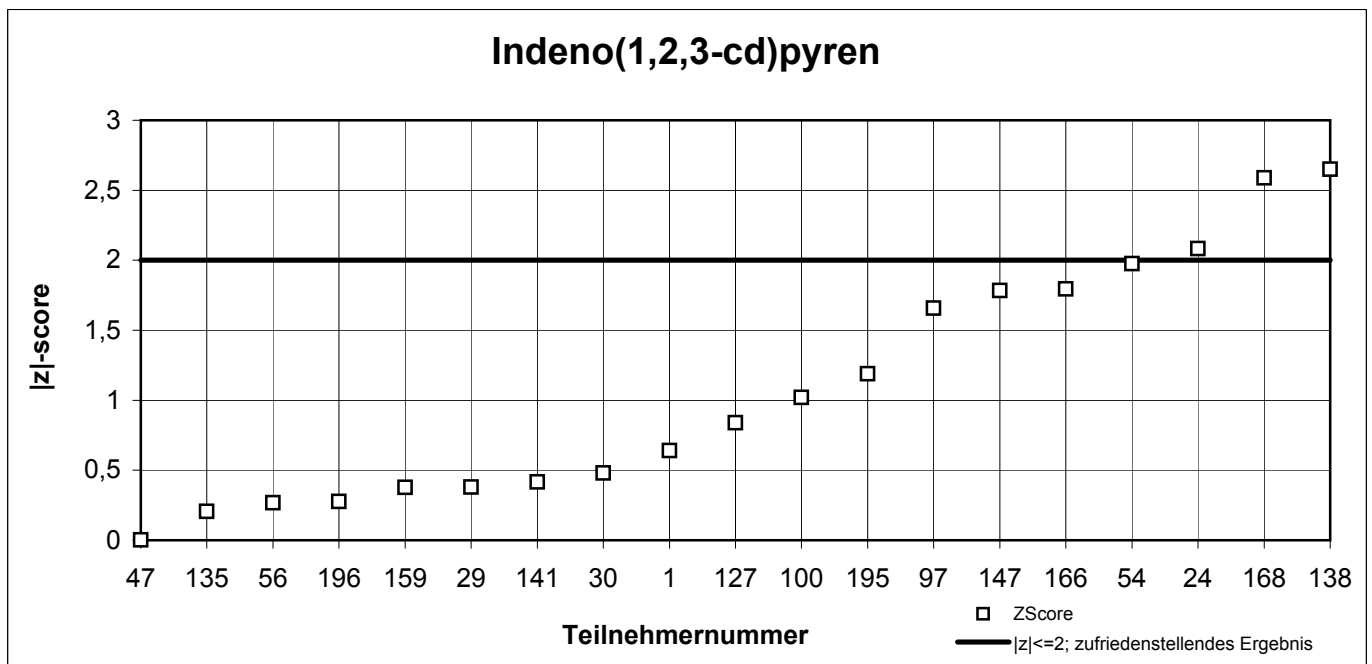
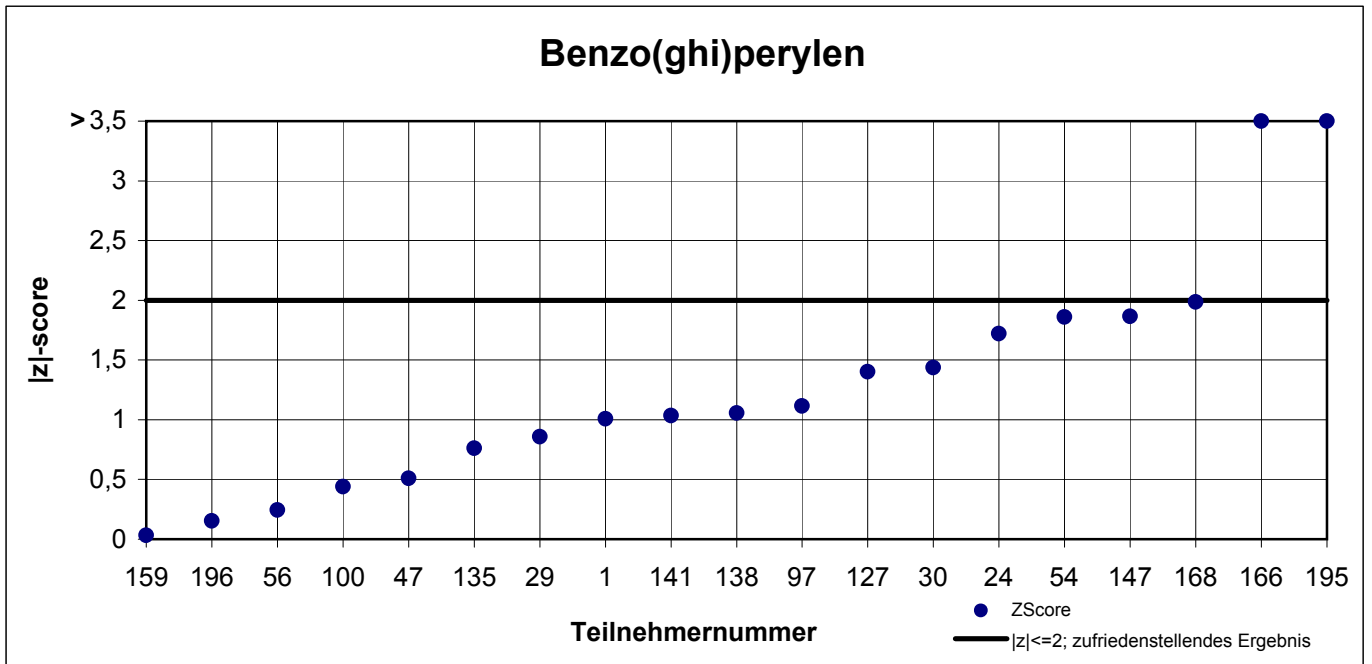
Laborresultate Filter 1



z-scores Filter 1



z-scores Filter 1



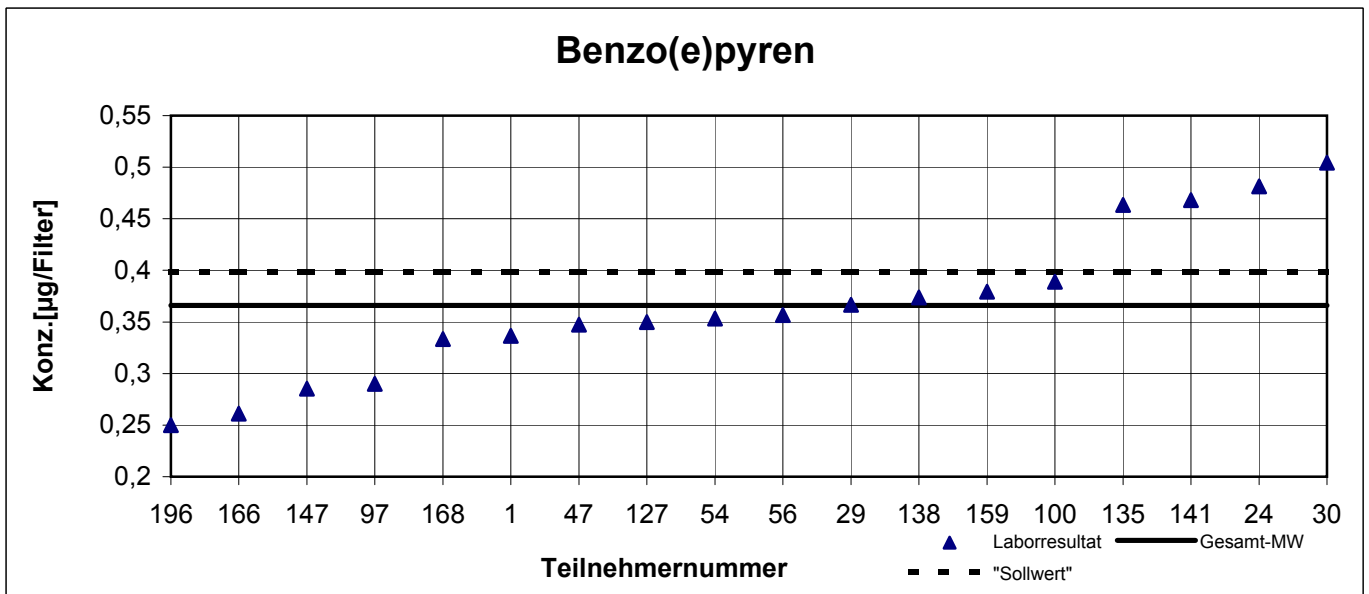
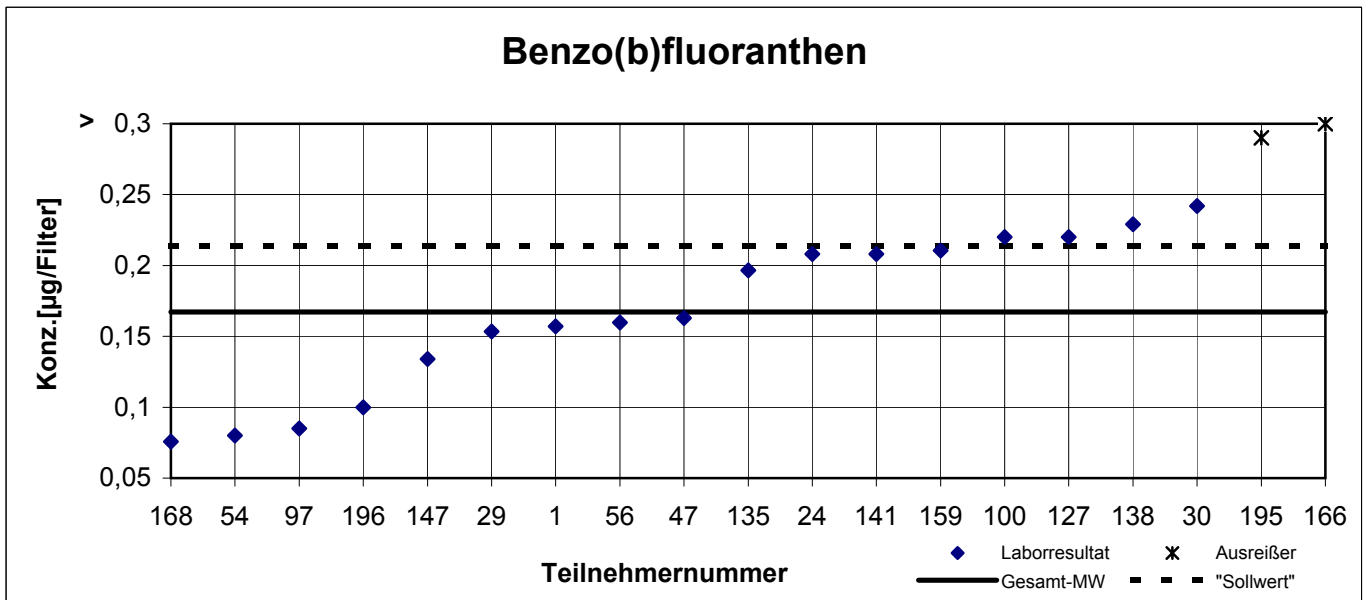
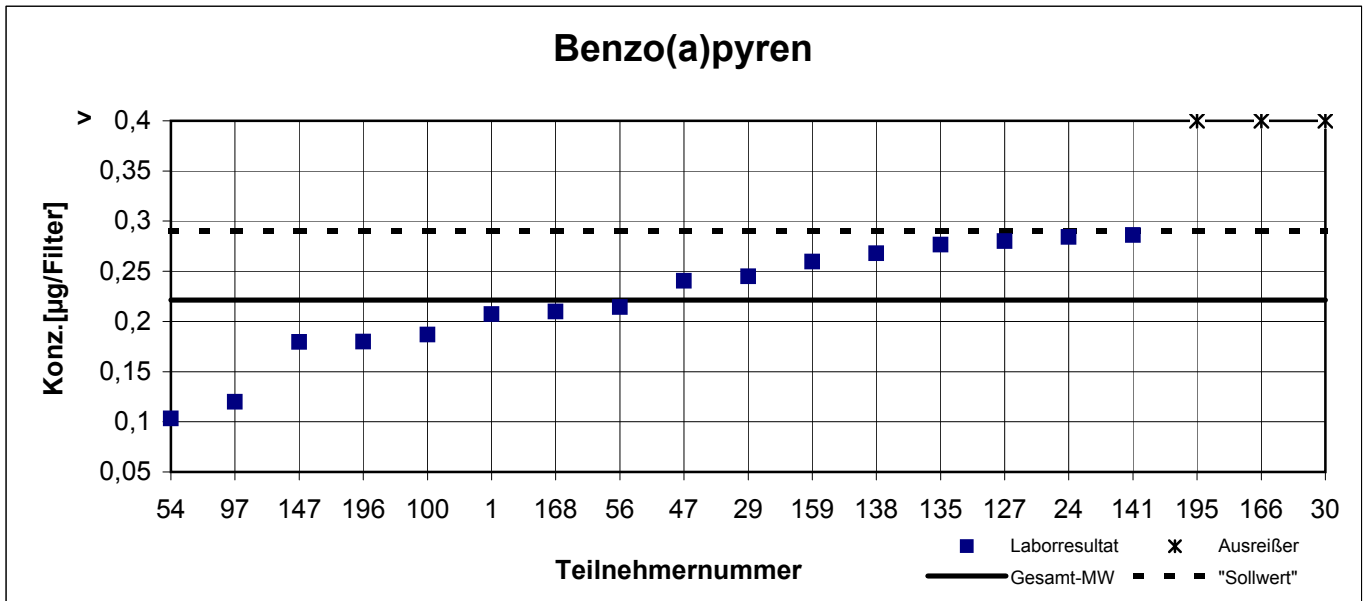
Gesamtauswertung Filter 2

| Teilnehmer-nr. | Benzo[a]pyren | | Benzo[b]fluoranthen | | Benzo[e]pyren | | Benzo[ghi]perylene | | Indeno[1,2,3-cd]pyren | |
|----------------|----------------|------------|---------------------|------------|----------------|------------|--------------------|------------|-----------------------|------------|
| | Labor-resultat | z - score | Labor-resultat | z - score | Labor-resultat | z - score | Labor-resultat | z - score | Labor-resultat | z - score |
| 1 | 0,207 | 0,3 | 0,157 | 0,3 | 0,337 | 0,4 | 0,154 | 0,0 | 0,189 | 0,2 |
| 20 | k.A. | k.A. | k.A. | k.A. | k.A. | k.A. | k.A. | k.A. | k.A. | k.A. |
| 24 | 0,284 | 1,4 | 0,208 | 1,2 | 0,481 | 1,6 | 0,154 | 0,0 | 0,251 | 1,4 |
| 29 | 0,245 | 0,5 | 0,153 | 0,4 | 0,367 | 0,0 | 0,164 | 0,3 | 0,196 | 0,0 |
| 30 | 0,576 | 8,0 | 0,242 | 2,2 | 0,505 | 1,9 | 0,265 | 3,6 | 0,223 | 0,7 |
| 43 | k.A. | k.A. | k.A. | k.A. | k.A. | k.A. | k.A. | k.A. | k.A. | k.A. |
| 47 | 0,241 | 0,4 | 0,163 | 0,1 | 0,348 | 0,3 | 0,145 | 0,3 | 0,208 | 0,3 |
| 54 | 0,103 | 2,7 | 0,080 | 2,6 | 0,353 | 0,2 | 0,070 | 2,7 | 0,110 | 2,2 |
| 56 | 0,214 | 0,2 | 0,160 | 0,2 | 0,357 | 0,1 | 0,147 | 0,2 | 0,183 | 0,4 |
| 97 | 0,120 | 2,3 | 0,085 | 2,5 | 0,290 | 1,0 | 0,100 | 1,8 | 0,095 | 2,6 |
| 100 | 0,187 | 0,8 | 0,220 | 1,6 | 0,389 | 0,3 | 0,163 | 0,3 | 0,172 | 0,6 |
| 127 | 0,280 | 1,3 | 0,220 | 1,6 | 0,350 | 0,2 | 0,210 | 1,8 | 0,200 | 0,1 |
| 135 | 0,277 | 1,3 | 0,197 | 0,9 | 0,463 | 1,3 | 0,177 | 0,7 | 0,213 | 0,4 |
| 138 | 0,268 | 1,1 | 0,229 | 1,8 | 0,374 | 0,1 | 0,190 | 1,2 | 0,308 | 2,8 |
| 141 | 0,286 | 1,5 | 0,208 | 1,2 | 0,468 | 1,4 | 0,203 | 1,6 | 0,239 | 1,1 |
| 142 | k.A. | k.A. | k.A. | k.A. | k.A. | k.A. | k.A. | k.A. | k.A. | k.A. |
| 147 | 0,180 | 0,9 | 0,134 | 1,0 | 0,285 | 1,1 | 0,109 | 1,5 | 0,148 | 1,3 |
| 157 | k.A. | k.A. | k.A. | k.A. | k.A. | k.A. | k.A. | k.A. | k.A. | k.A. |
| 159 | 0,260 | 0,9 | 0,211 | 1,3 | 0,379 | 0,2 | 0,194 | 1,3 | 0,227 | 0,8 |
| 166 | 0,523 | 6,8 | 0,395 | 6,8 | 0,261 | 1,4 | 0,282 | 4,2 | 0,276 | 2,0 |
| 168 | 0,210 | 0,3 | 0,076 | 2,7 | 0,333 | 0,4 | 0,096 | 1,9 | 0,095 | 2,6 |
| 195 | 0,430 | 4,7 | 0,290 | 3,7 | k.A. | k.A. | 0,350 | 6,4 | 0,190 | 0,2 |
| 196 | 0,180 | 0,9 | 0,100 | 2,0 | 0,250 | 1,6 | 0,190 | 1,2 | 0,220 | 0,6 |

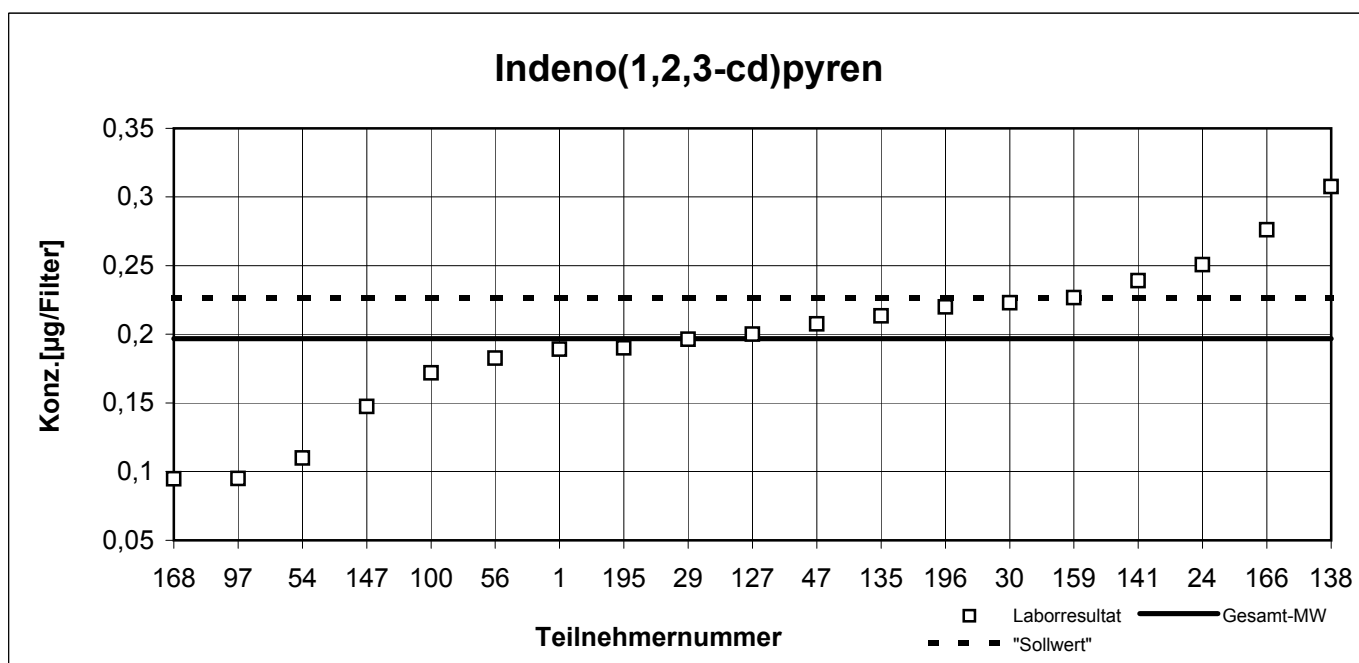
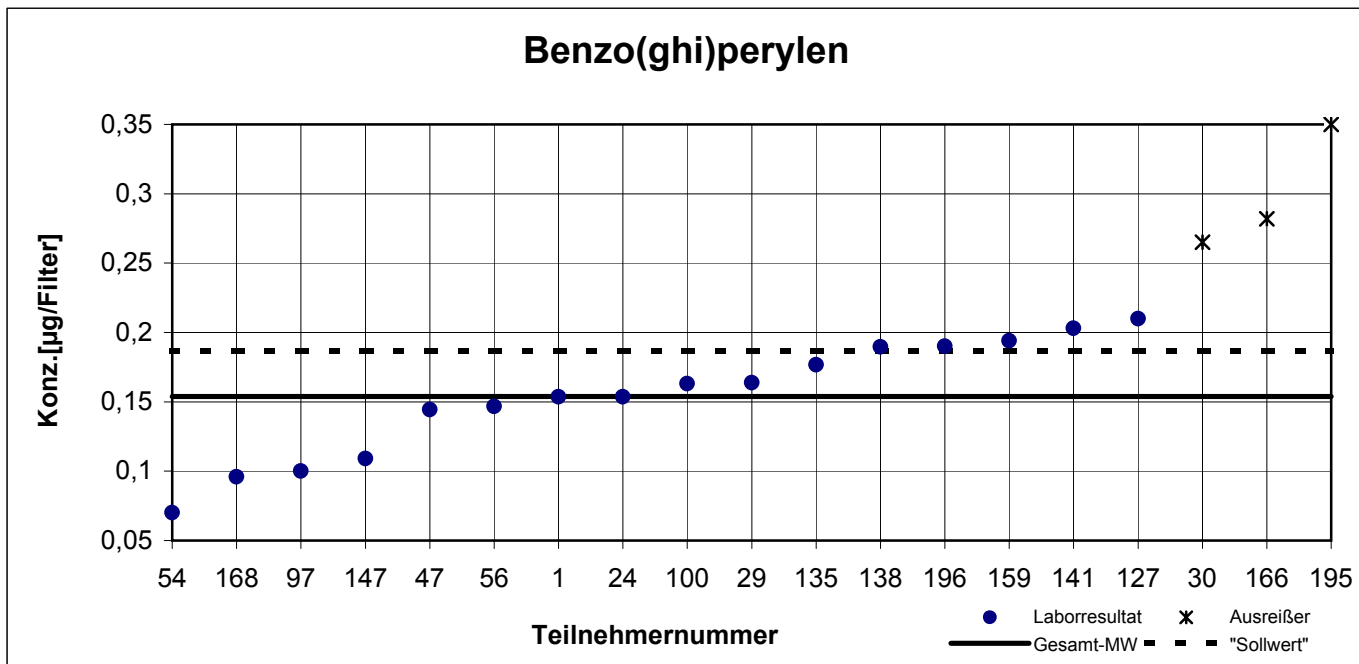
Die mit gekennzeichneten Felder sind Ausreißer!

| | Benzo[a]-pyren | Benzo[b]-fluoranthen | Benzo[e]-pyren | Benzo[ghi]-perylene | Indeno[1,2,3-cd]pyren |
|--|----------------|----------------------|----------------|---------------------|-----------------------|
| Gesamtmittelwert c_k [µg / Probe] | 0,221 | 0,167 | 0,366 | 0,154 | 0,197 |
| Standardabweichung S_k [µg / Probe] | 0,0568 | 0,0557 | 0,0738 | 0,0415 | 0,0564 |
| rel. Standardabweichung [%] | 25,67 | 33,37 | 20,17 | 26,98 | 28,68 |

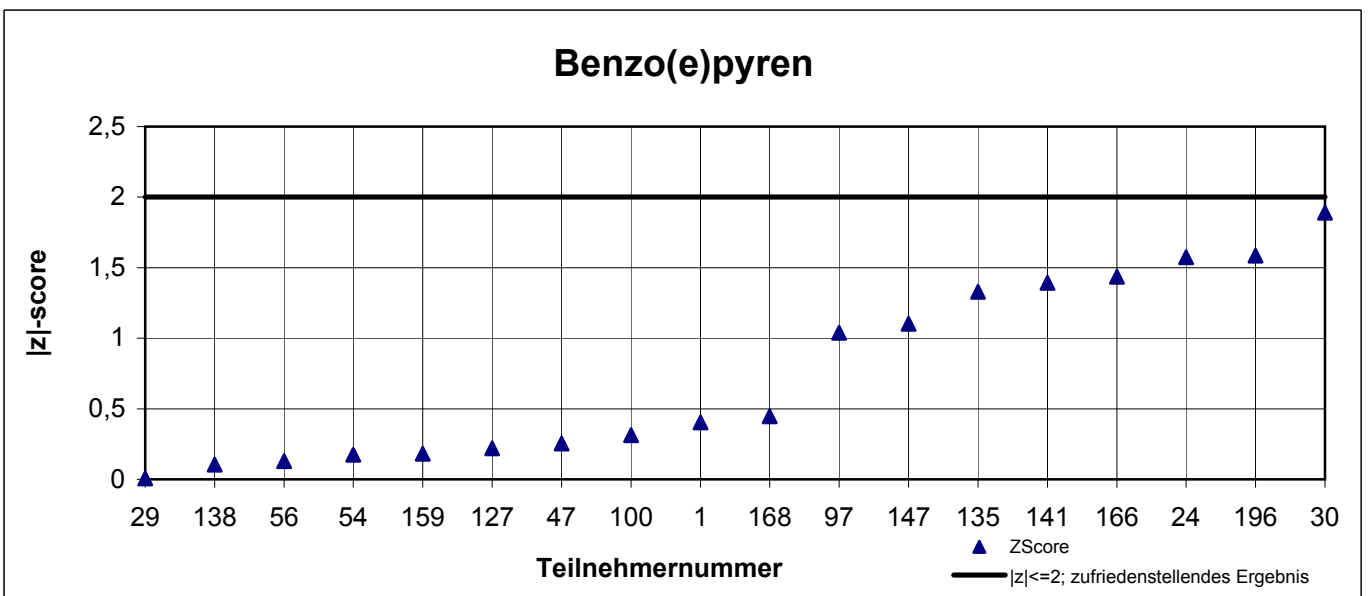
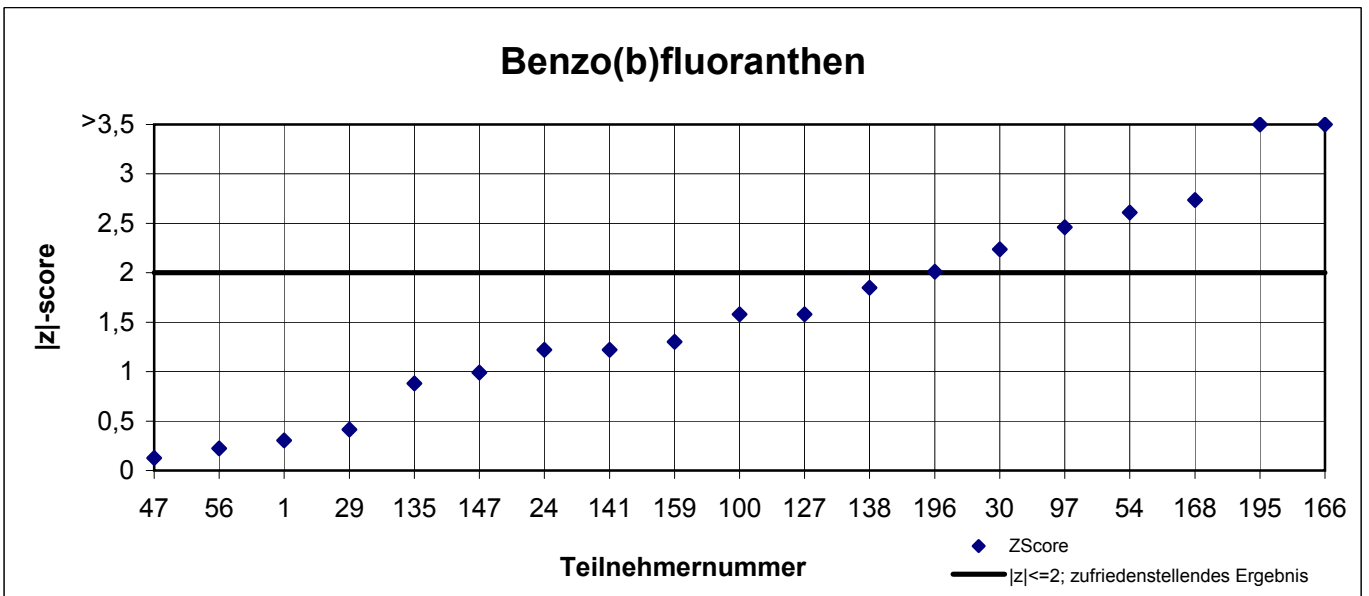
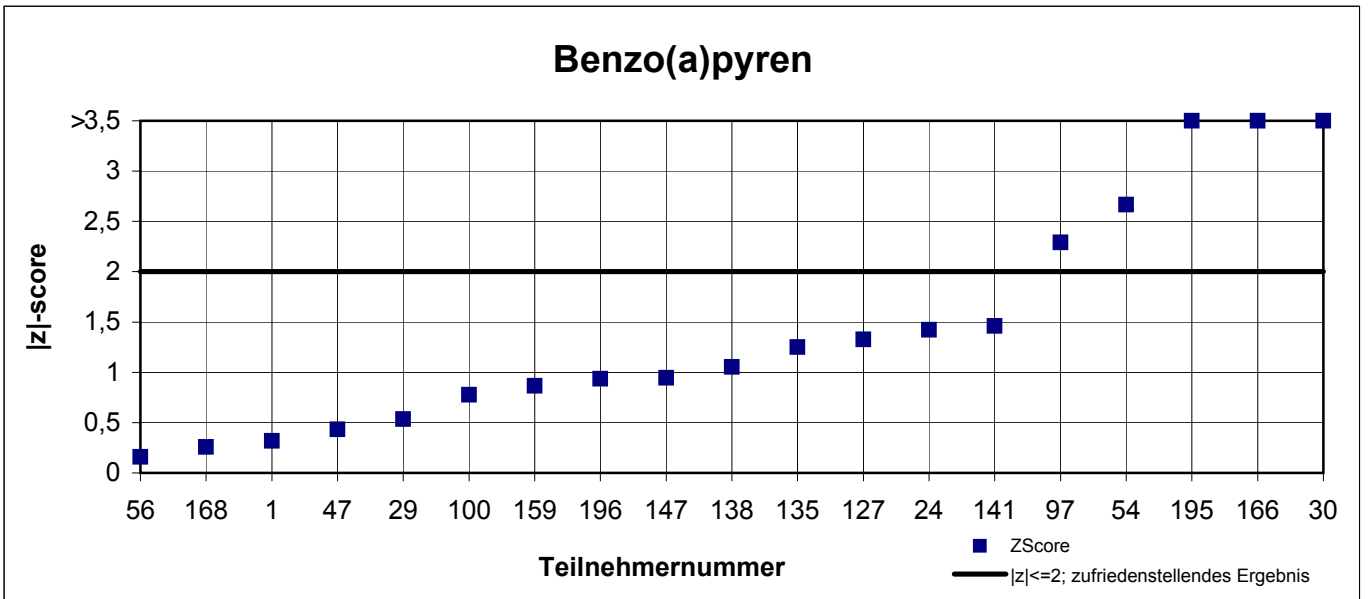
Laborresultate Filter 2



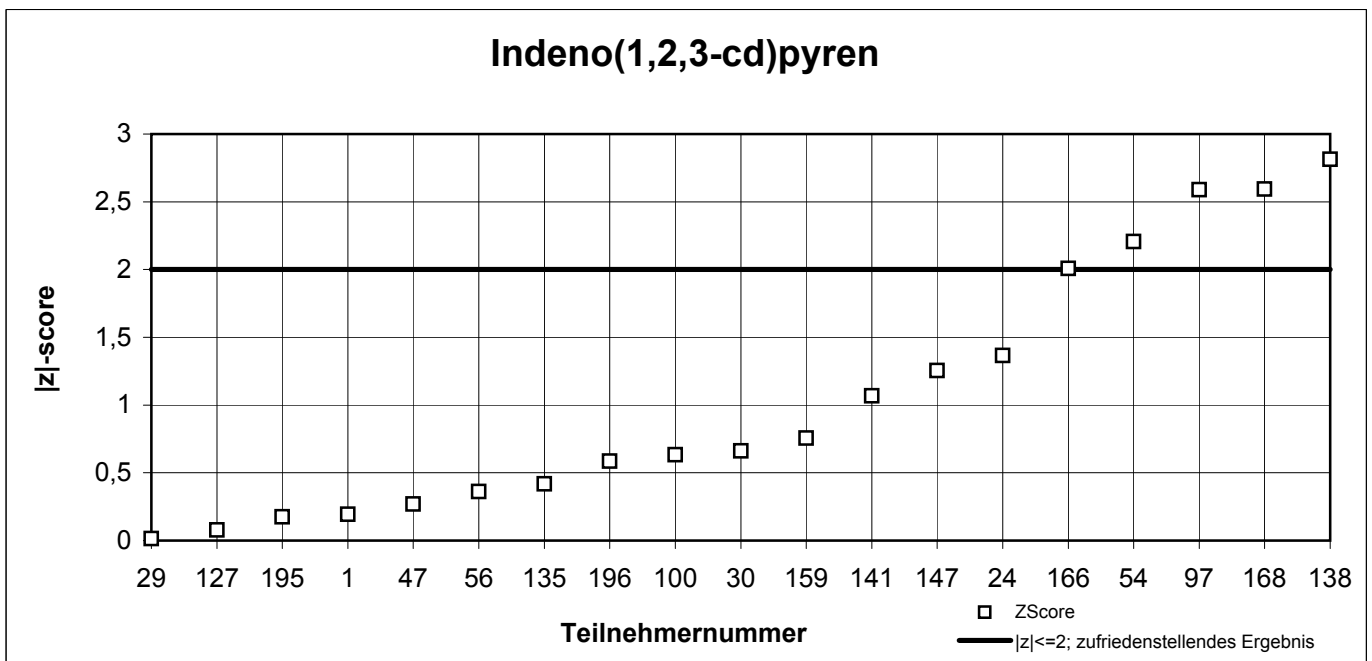
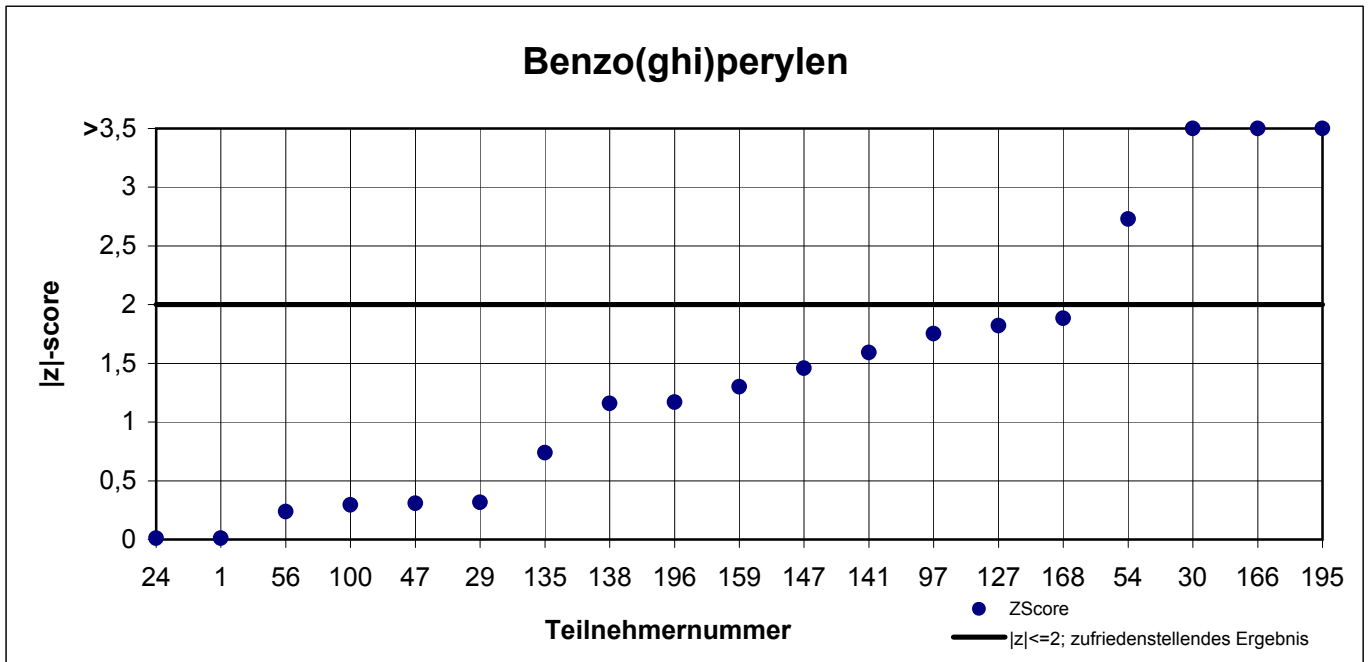
Laborresultate Filter 2



z-scores Filter 2



z-scores Filter 2



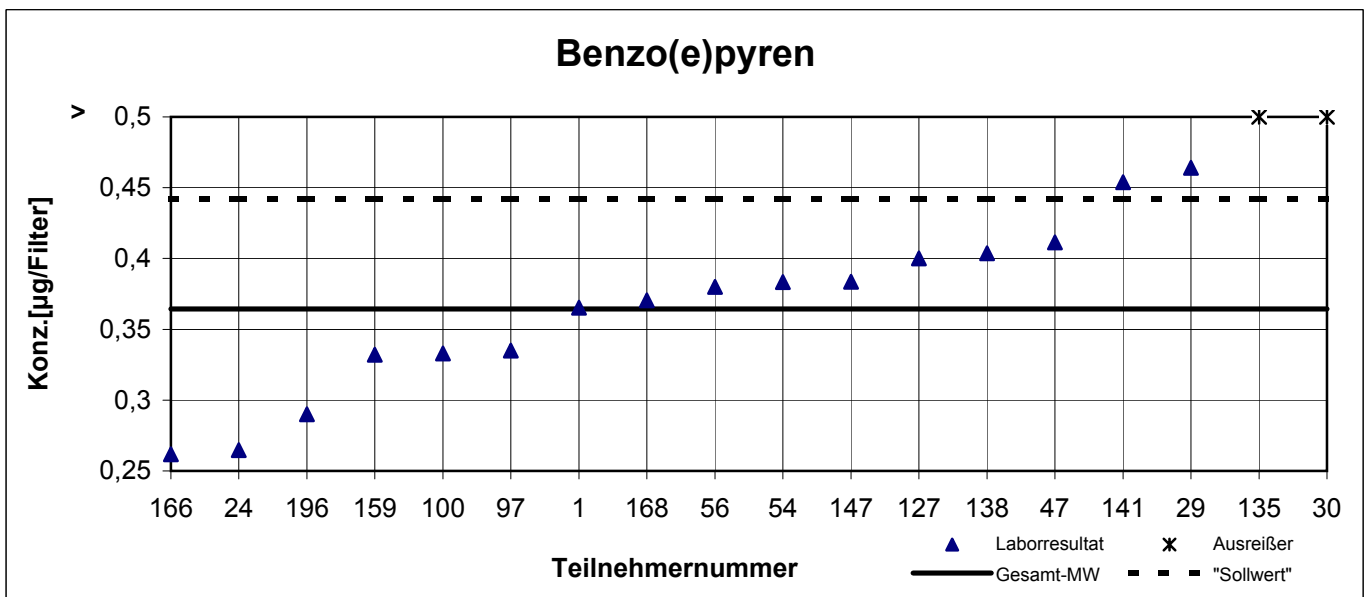
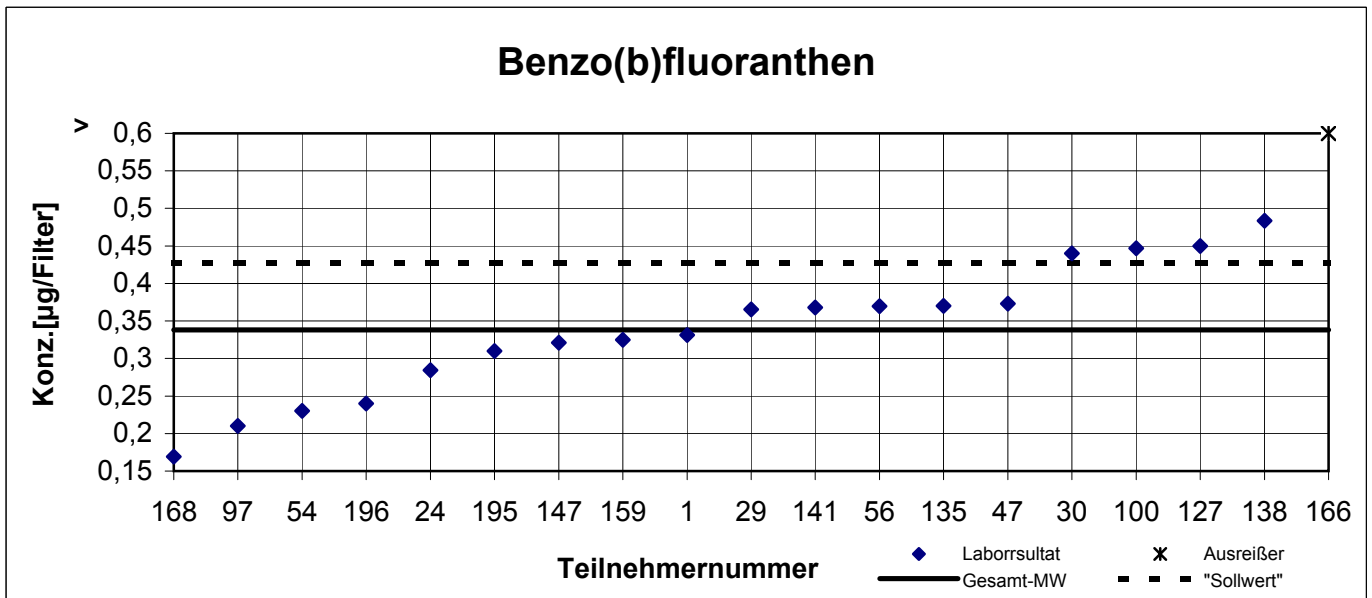
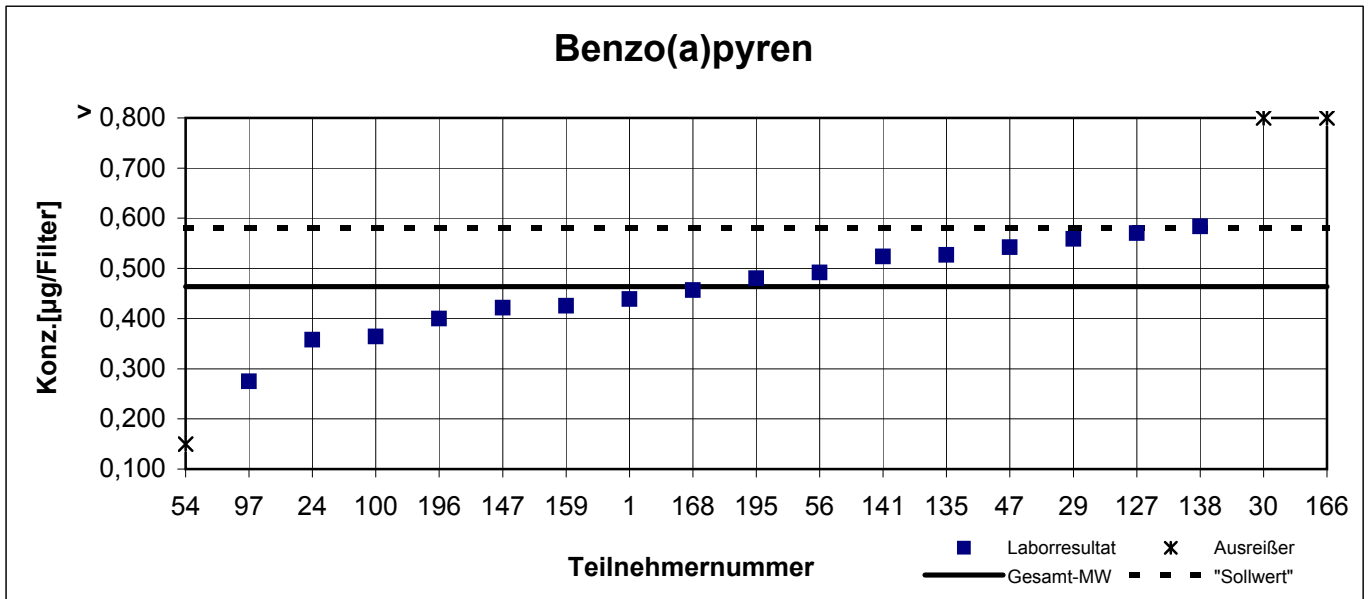
Gesamtauswertung Filter 3

| Teilnehmer-nr. | Benzo[a]pyren | | Benzo[b]fluoranthen | | Benzo[e]pyren | | Benzo[ghi]perylene | | Indeno[1,2,3-cd]pyren | |
|----------------|----------------|------------|---------------------|------------|----------------|------------|--------------------|------------|-----------------------|------------|
| | Labor-resultat | z - score | Labor-resultat | z - score | Labor-resultat | z - score | Labor-resultat | z - score | Labor-resultat | z - score |
| 1 | 0,439 | 0,3 | 0,331 | 0,1 | 0,365 | 0,0 | 0,288 | 0,6 | 0,380 | 0,1 |
| 20 | k.A. | k.A. | k.A. | k.A. | k.A. | k.A. | k.A. | k.A. | k.A. | k.A. |
| 24 | 0,358 | 1,1 | 0,284 | 0,8 | 0,265 | 1,4 | 0,148 | 2,7 | 0,299 | 1,2 |
| 29 | 0,559 | 1,0 | 0,365 | 0,4 | 0,464 | 1,4 | 0,390 | 1,0 | 0,466 | 1,0 |
| 30 | 0,810 | 3,7 | 0,440 | 1,5 | 0,644 | 3,8 | 0,437 | 1,7 | 0,569 | 2,3 |
| 43 | k.A. | k.A. | k.A. | k.A. | k.A. | k.A. | k.A. | k.A. | k.A. | k.A. |
| 47 | 0,542 | 0,8 | 0,373 | 0,5 | 0,412 | 0,6 | 0,306 | 0,3 | 0,442 | 0,7 |
| 54 | 0,150 | 3,4 | 0,230 | 1,6 | 0,383 | 0,3 | 0,183 | 2,2 | 0,277 | 1,5 |
| 56 | 0,492 | 0,3 | 0,370 | 0,5 | 0,380 | 0,2 | 0,319 | 0,1 | 0,408 | 0,2 |
| 97 | 0,275 | 2,0 | 0,210 | 1,9 | 0,335 | 0,4 | 0,200 | 1,9 | 0,215 | 2,3 |
| 100 | 0,364 | 1,1 | 0,447 | 1,6 | 0,333 | 0,4 | 0,338 | 0,2 | 0,338 | 0,7 |
| 127 | 0,570 | 1,1 | 0,450 | 1,7 | 0,400 | 0,5 | 0,440 | 1,7 | 0,420 | 0,4 |
| 135 | 0,527 | 0,7 | 0,370 | 0,5 | 0,587 | 3,0 | 0,373 | 0,7 | 0,433 | 0,5 |
| 138 | 0,584 | 1,3 | 0,484 | 2,2 | 0,404 | 0,5 | 0,372 | 0,7 | 0,604 | 2,7 |
| 141 | 0,524 | 0,7 | 0,368 | 0,4 | 0,454 | 1,2 | 0,396 | 1,1 | 0,455 | 0,8 |
| 142 | k.A. | k.A. | k.A. | k.A. | k.A. | k.A. | k.A. | k.A. | k.A. | k.A. |
| 147 | 0,421 | 0,5 | 0,321 | 0,3 | 0,384 | 0,3 | 0,296 | 0,5 | 0,378 | 0,2 |
| 157 | k.A. | k.A. | k.A. | k.A. | k.A. | k.A. | k.A. | k.A. | k.A. | k.A. |
| 159 | 0,426 | 0,4 | 0,325 | 0,2 | 0,332 | 0,4 | 0,338 | 0,2 | 0,389 | 0,0 |
| 166 | 0,851 | 4,2 | 0,646 | 4,6 | 0,262 | 1,4 | 0,518 | 2,9 | 0,521 | 1,7 |
| 168 | 0,457 | 0,1 | 0,169 | 2,5 | 0,370 | 0,1 | 0,195 | 2,0 | 0,203 | 2,4 |
| 195 | 0,480 | 0,2 | 0,310 | 0,4 | k.A. | k.A. | 0,390 | 1,0 | 0,240 | 1,9 |
| 196 | 0,400 | 0,7 | 0,240 | 1,5 | 0,290 | 1,0 | 0,290 | 0,6 | 0,390 | 0,0 |

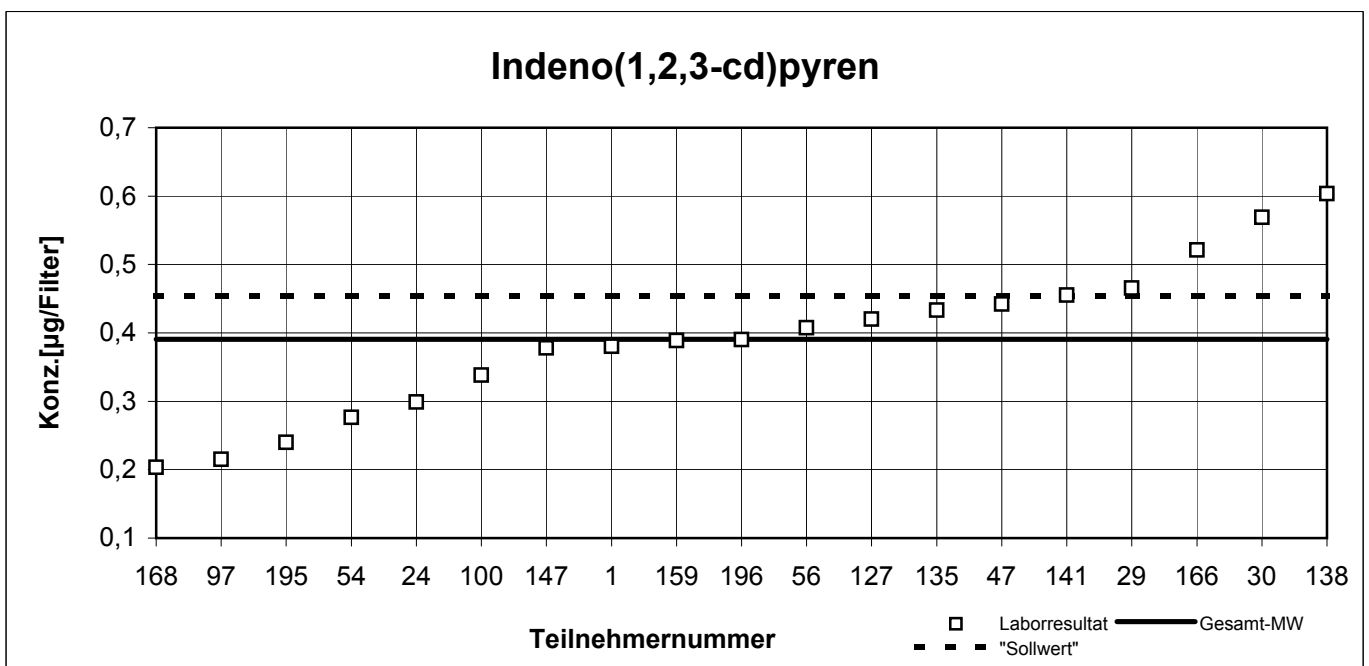
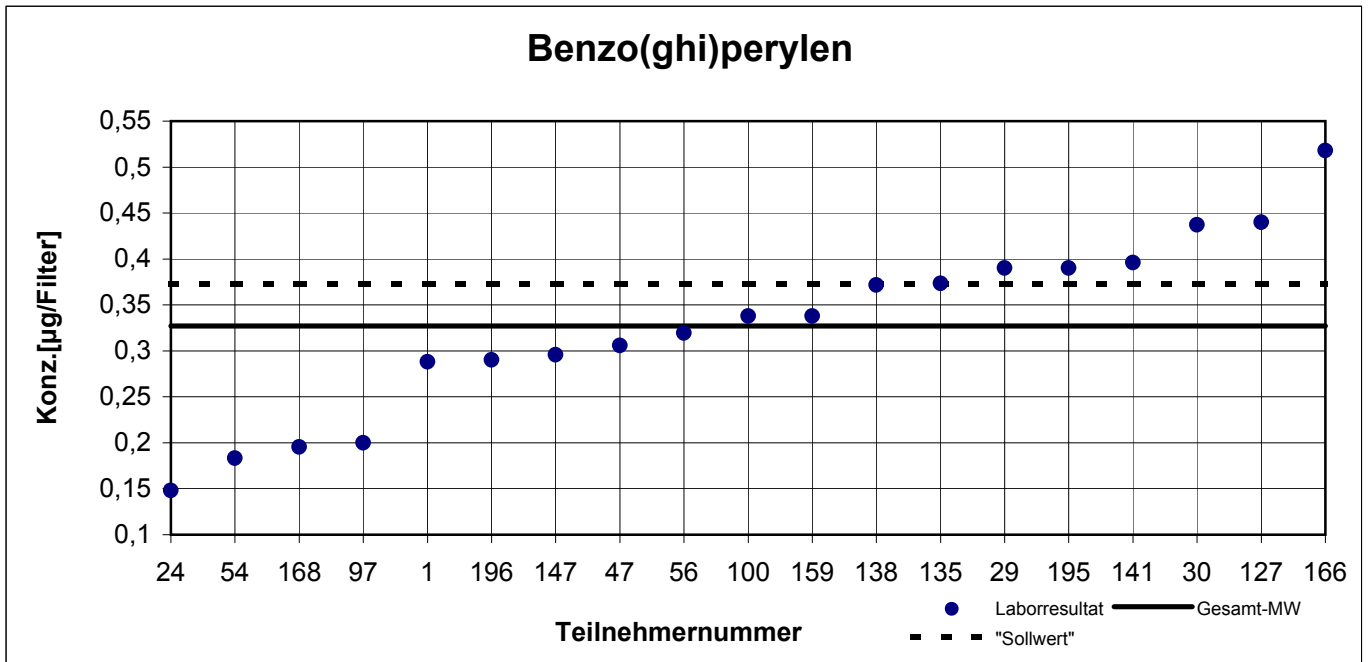
Die mit gekennzeichneten Felder sind Ausreißer!

| | Benzo[a]-pyren | Benzo[b]-fluoranthen | Benzo[e]-pyren | Benzo[ghi]-perylene | Indeno[1,2,3-cd]pyren |
|--|----------------|----------------------|----------------|---------------------|-----------------------|
| Gesamtmittelwert c_k [µg / Probe] | 0,464 | 0,338 | 0,364 | 0,327 | 0,391 |
| Standardabweichung S_k [µg / Probe] | 0,0873 | 0,0878 | 0,0593 | 0,0968 | 0,1112 |
| rel. Standardabweichung [%] | 18,84 | 25,99 | 16,29 | 29,60 | 28,46 |

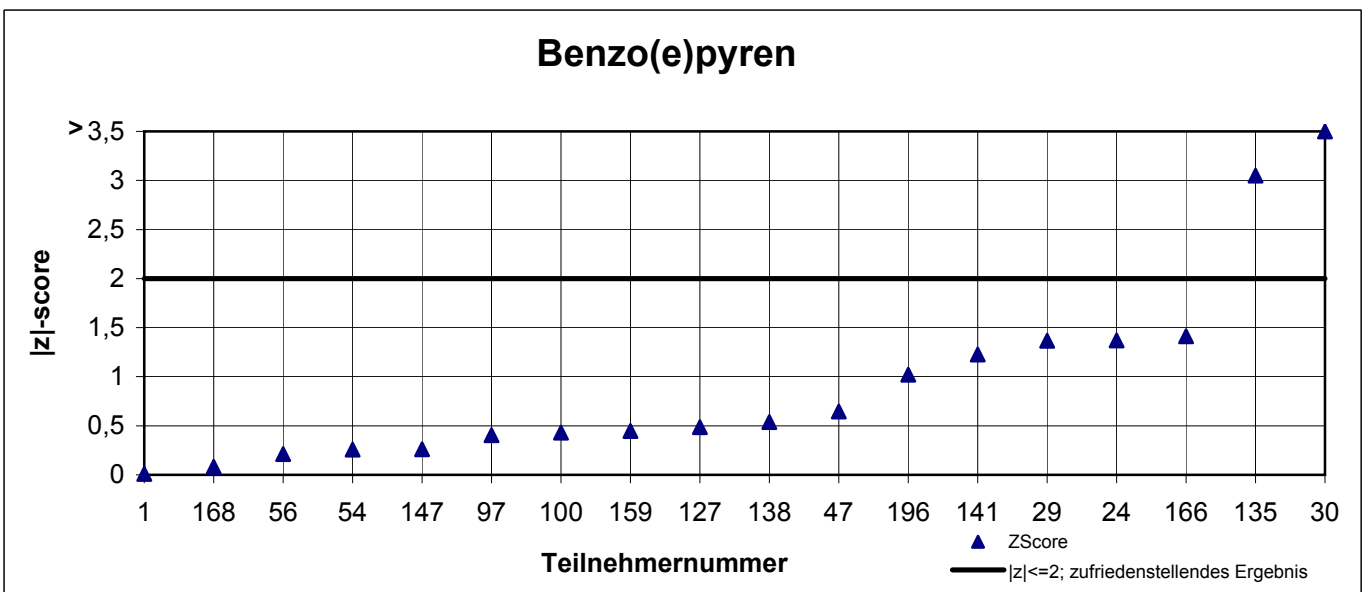
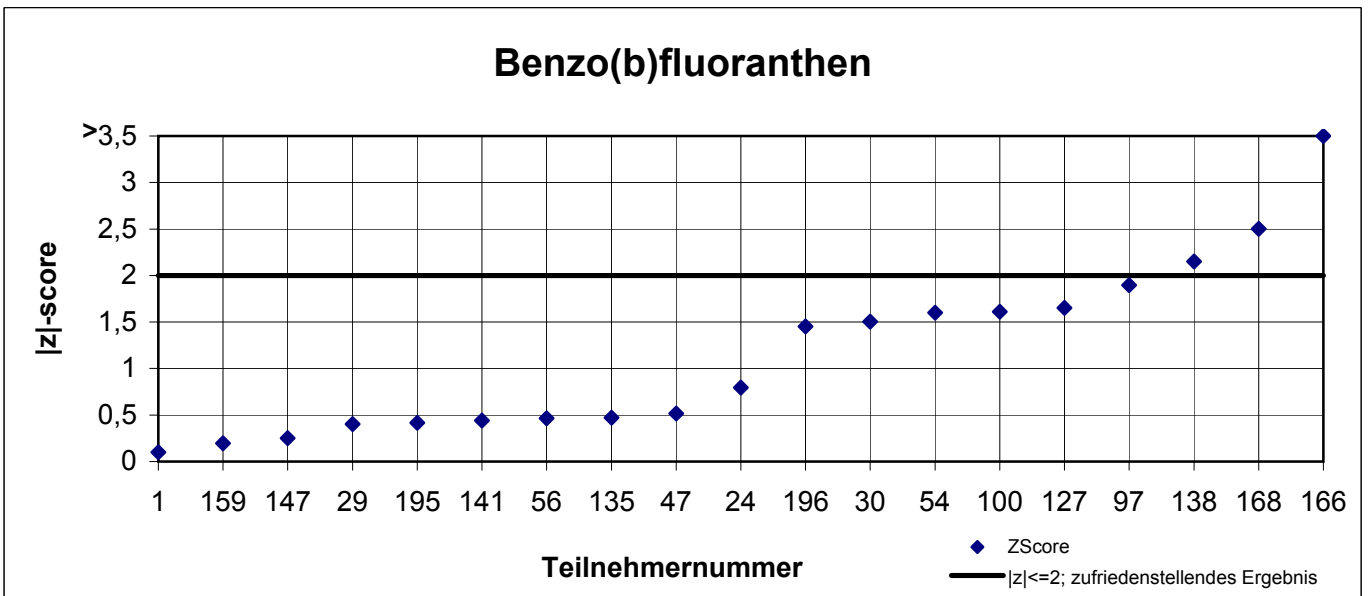
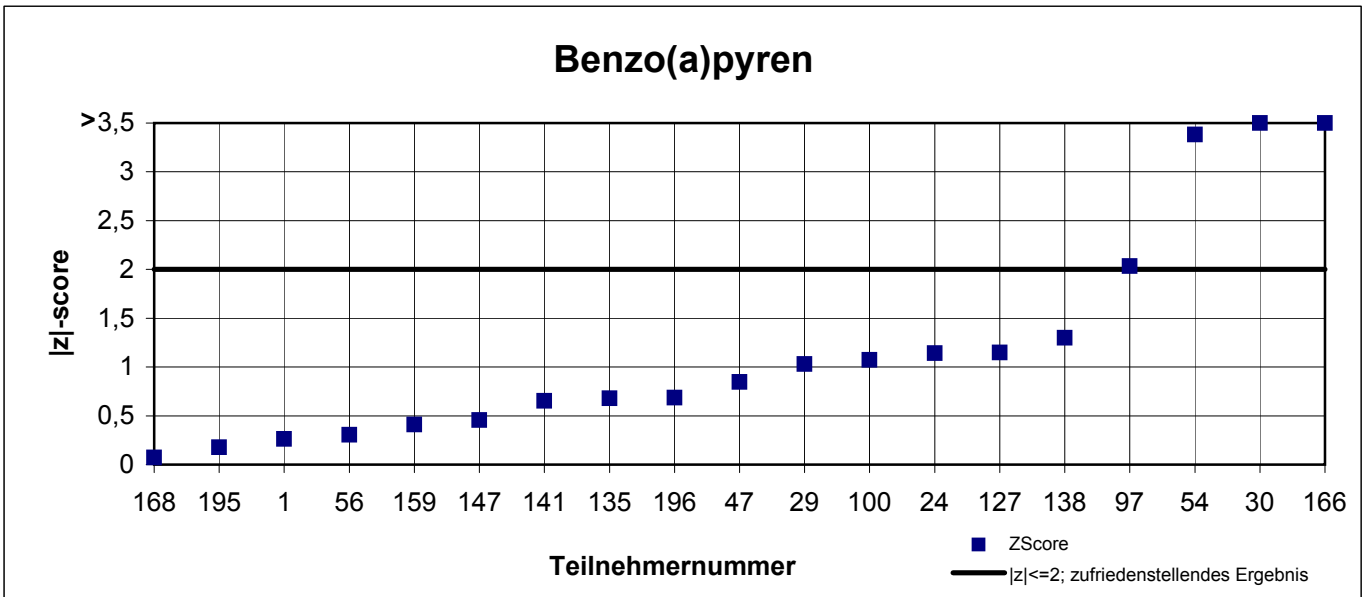
Laborresultate Filter 3



Laborresultate Filter 3



z-scores Filter 3



z-scores Filter 3

